



www.jirous.com

Parabolic antenna JRMC - 900 -17/18

Antenna JRMC – 900 – 17/18 is designed for microwave links at the frequency band 17 and 18 GHz. Precise performance with deep reflector dish complies with standard ETSI Class 3 and FCC cat. A.

Electrical parameters:

Frequency range	17.1 – 19.7 GHz
Gain – Low frequency	41.4 ± 1 dBi
Gain – High frequency	42.5 ± 1 dBi
Front to back ratio	≥ 70 dB
Beamwidth _{-3 dB}	1.2° ± 0.5°
Return loss (VSWR)	≥ 17 dB
Polarization	Linear, vertical/horizontal
Electrical Compliance	US FCC Cat. A Class 3 ETSI EN 302-217-4-2 v1.5.1

Mechanical parameters:

Parabola	Ø 900 mm , aluminium alloy
Radome	UV steady plastic ABS
Input / output	Circle waveguide Ø 11 mm
Installation for mast	Ø 40 – 120 mm
Operating wind load	140 km/h (87 mph)
Survival wind load	210 km/h (130 mph)
Weight of antenna	10.4 kg (23 lbs.)
of holder	3.2 kg (7.1 lbs.)
Shipping dimensions	1000 x 990 x 430 mm / 18.9 kg (41.6 lbs.)



www.jirous.com

Parabolic antenna JRMC - 900 -17/18

Usage:

- deep parabola for better parameters
- **easy to assembly:** first the holder and then the antenna only by 2 screws
- **fine setting** elevation (of gradient) and azimuth $\pm 20^\circ$
- extreme wind stability

The antenna is supplied with a holder that allows easy mounting on a mast. The holder can be installed separately on the mast. Subsequently, you can simply hang up the antenna with microwave unit into it. The holder allows precise adjustment in both directions. Ready for right and left side mounting.

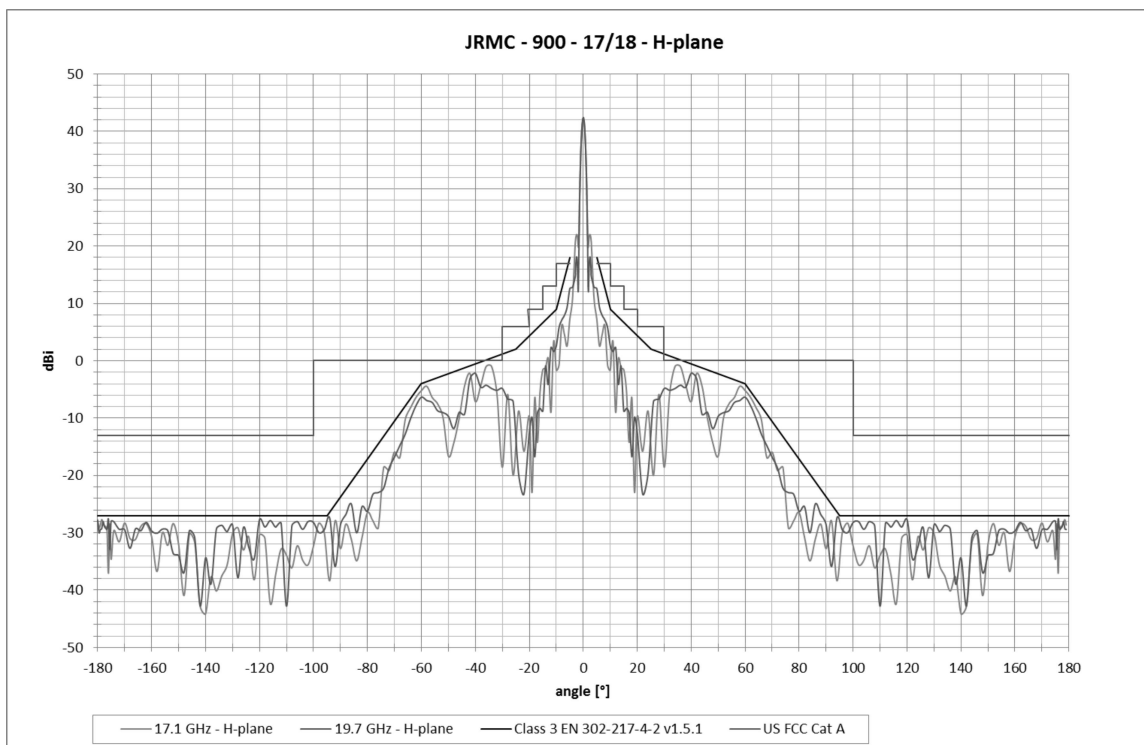
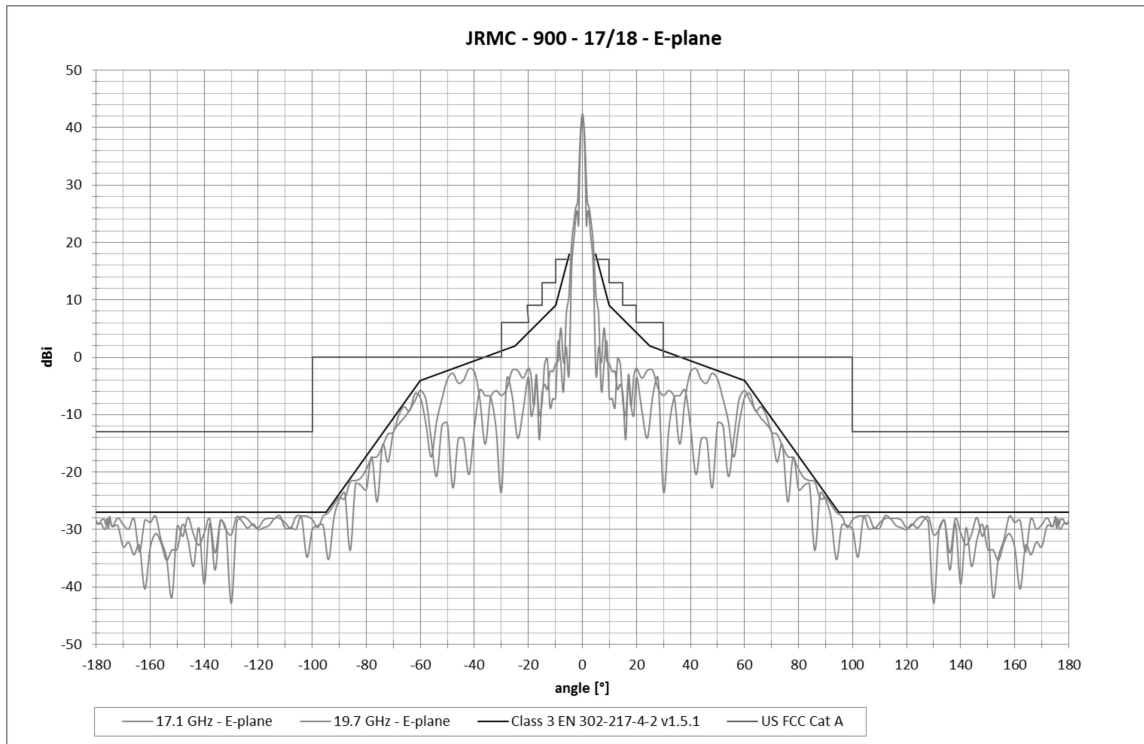
In the areas with the expected occurrence of the strong winds mounting on the mast with minimal \varnothing 70 mm is recommended.



www.jirous.com

Parabolic antenna JRCM - 900 - 17/18

Measurement of radiation pattern:

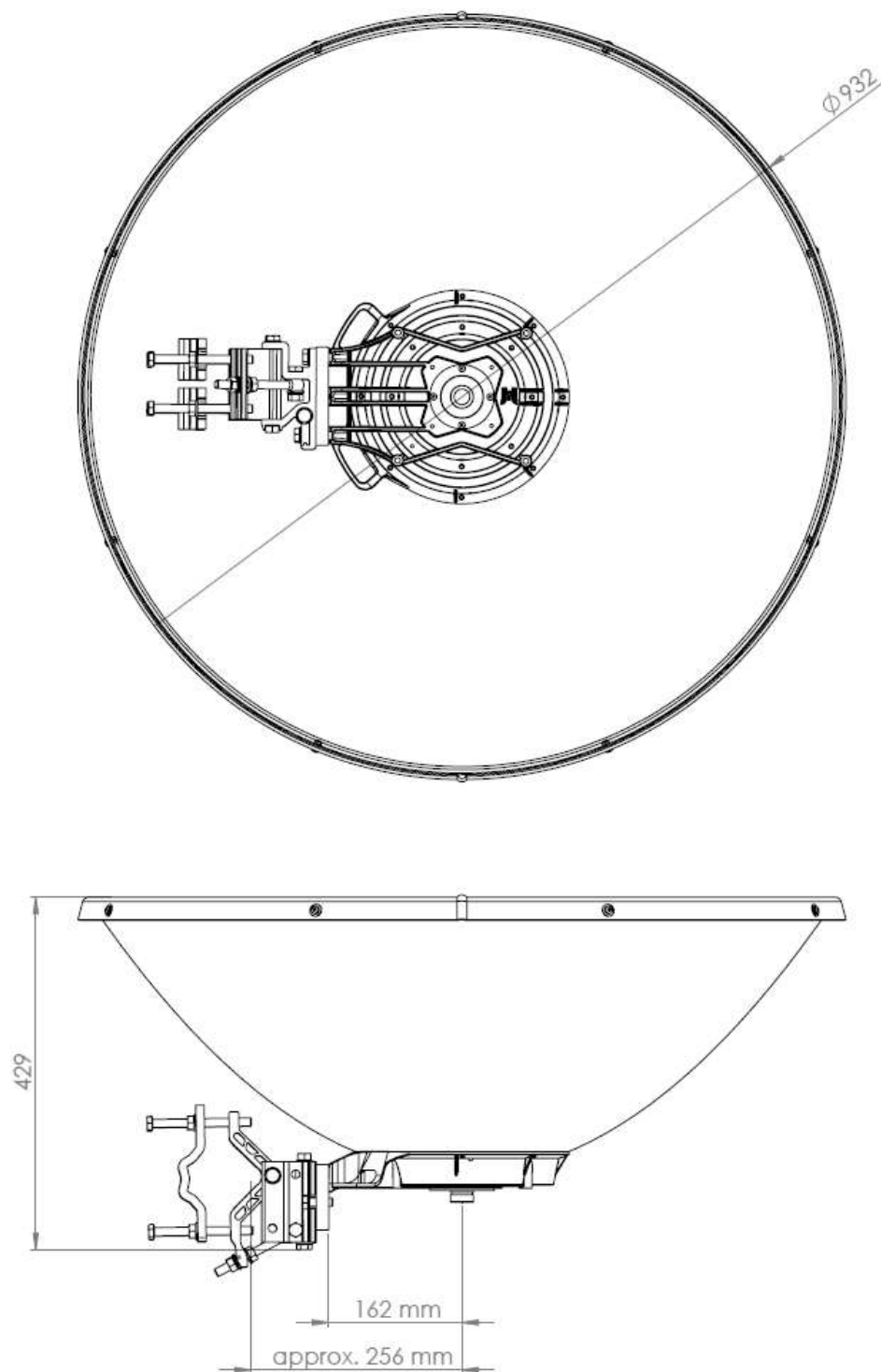




www.jirous.com

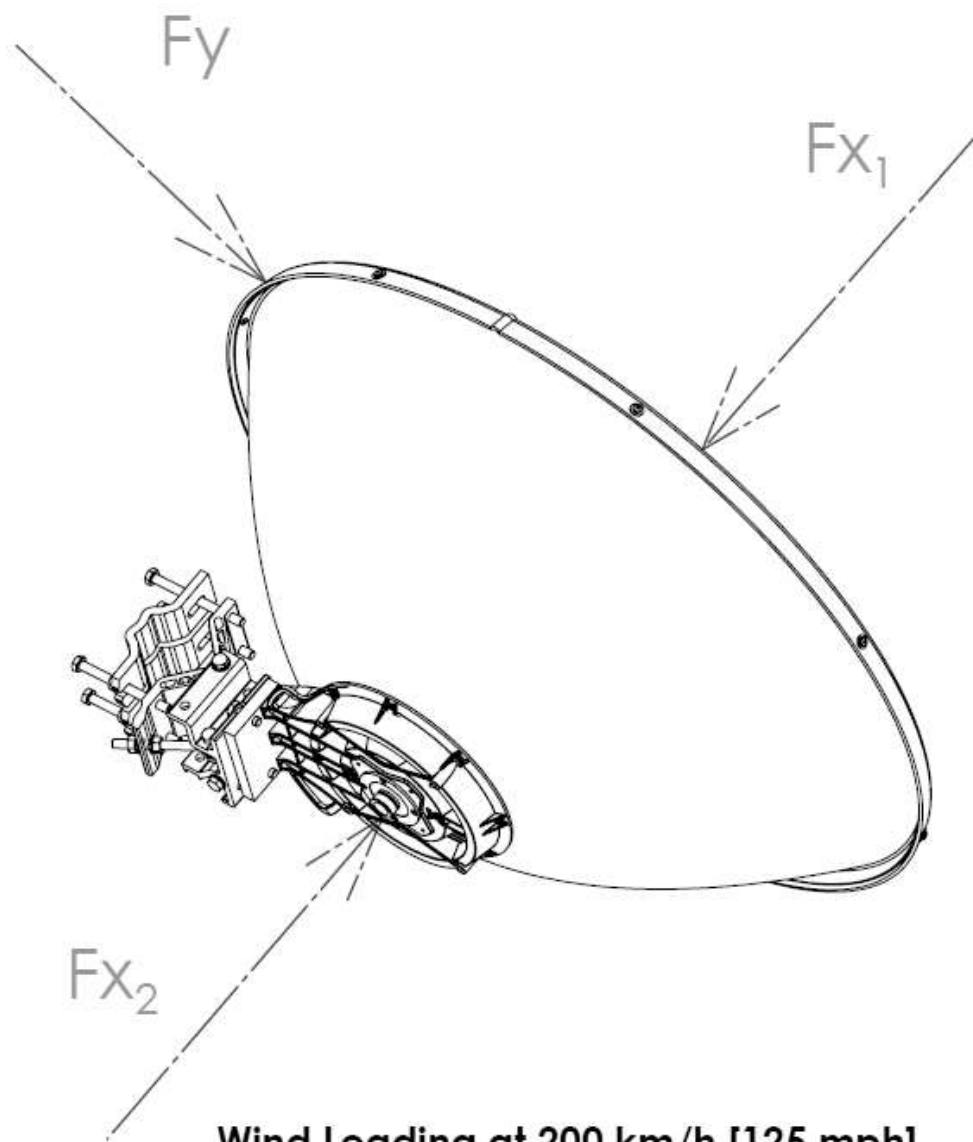
Parabolic antenna JPMC - 900 -17/18

Outline:



Parabolic antenna JPMC - 900 -17/18

Wind loading:



Direction	Force [N]	Force [lbf]
F_{x_1}	1443	324,4
F_{x_2}	1324	297,4
F_y	91	20,4