



www.jirous.com

Parabolic antenna JRMC - 680 -24/26

Antenna JRMC – 680 – 24/26 is designed for microwave links at the frequency band 24 and 26 GHz. Precise performance with deep reflector dish complies with standard ETSI class 3 and FCC Cat. A.

Electrical parameters:

Frequency range	24.0 – 26.5 GHz
Gain – Low frequency	42.0 ± 1 dBi
Gain – High frequency	42.5 ± 1 dBi
Front to back ratio	≥ 69 dB
Beamwidth _{.3 dB}	1.2°
Return loss	≥ 18 dB
Polarization	Linear, vertical/horizontal
Electrical Compliance	US FCC Cat. A Class 3 ETSI EN 302-217-4-2 v1.5.1

Mechanical parameters:

Parabola	∅ 68 cm, Aluminium alloy
Radome	UV steady plastic ABS
Input/output	Circle waveguide ∅ 8 mm
Installation on mast	∅ 40 - 120 mm
Operating wind load	180 km/h (112 mph)
Survival wind load	240 km/h (149 mph)
Weight of antenna	5.9 kg (12.9 lbs.)
of holder	3.2 kg (7.0 lbs.)
Shipping dimension	800 x 800 x 350 mm/ 13.1 kg (28.9 lbs.)



www.jirous.com

Parabolic antenna JRMC - 680 -24/26

Usage:

- deep parabola for better parameters
- **easy to assembly:** first the holder and then the antenna only by 2 screws
- **fine setting** elevation (of gradient) and azimuth $\pm 20^\circ$
- extreme wind stability

The antenna is supplied with a holder that allows easy mounting on a mast. The holder can be installed separately on the mast. Subsequently, you can simply hang up the antenna with microwave unit into it. The holder allows precise adjustment in both directions. Ready for right and left side mounting.

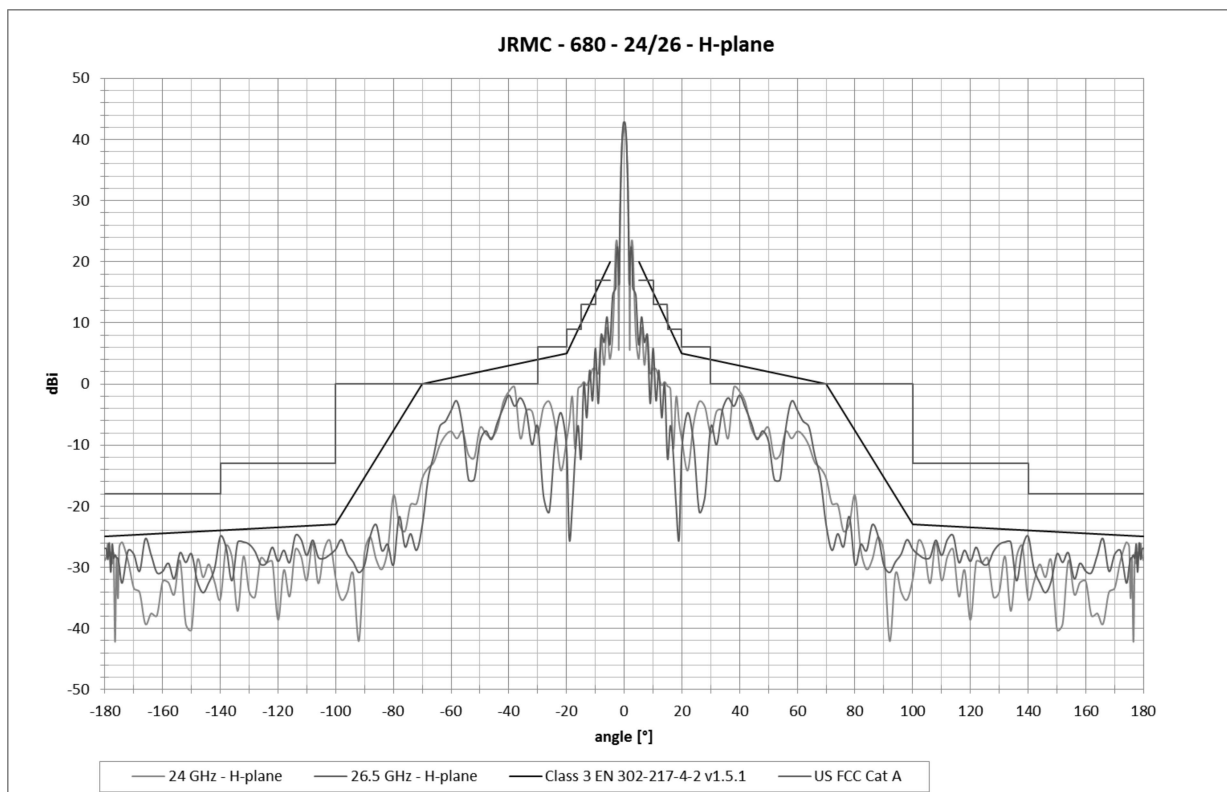
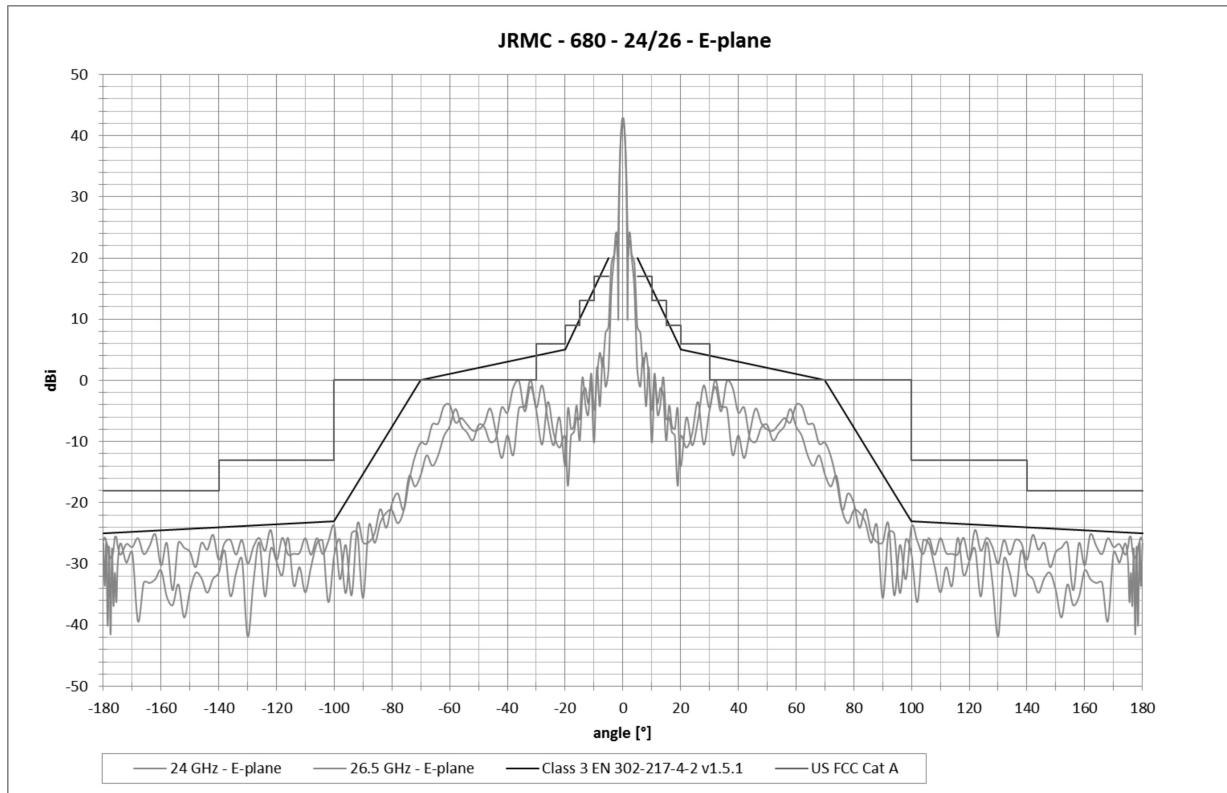
In the areas with the expected occurrence of the strong winds mounting on the mast with minimal \varnothing 50 mm is recommended.



www.jirous.com

Parabolic antenna JPMC - 680 -24/26

Measurement of radiation pattern:

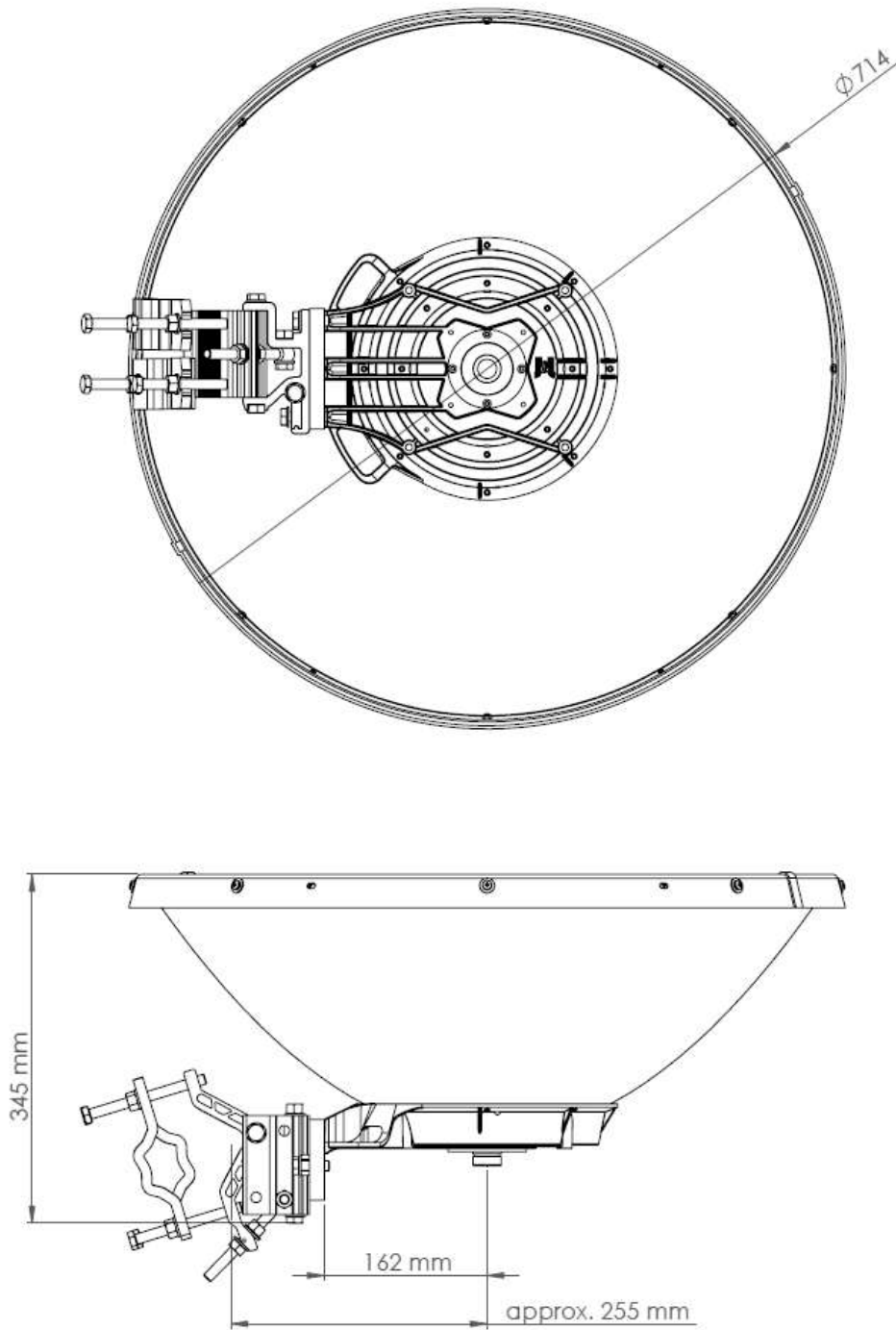




www.jirous.com

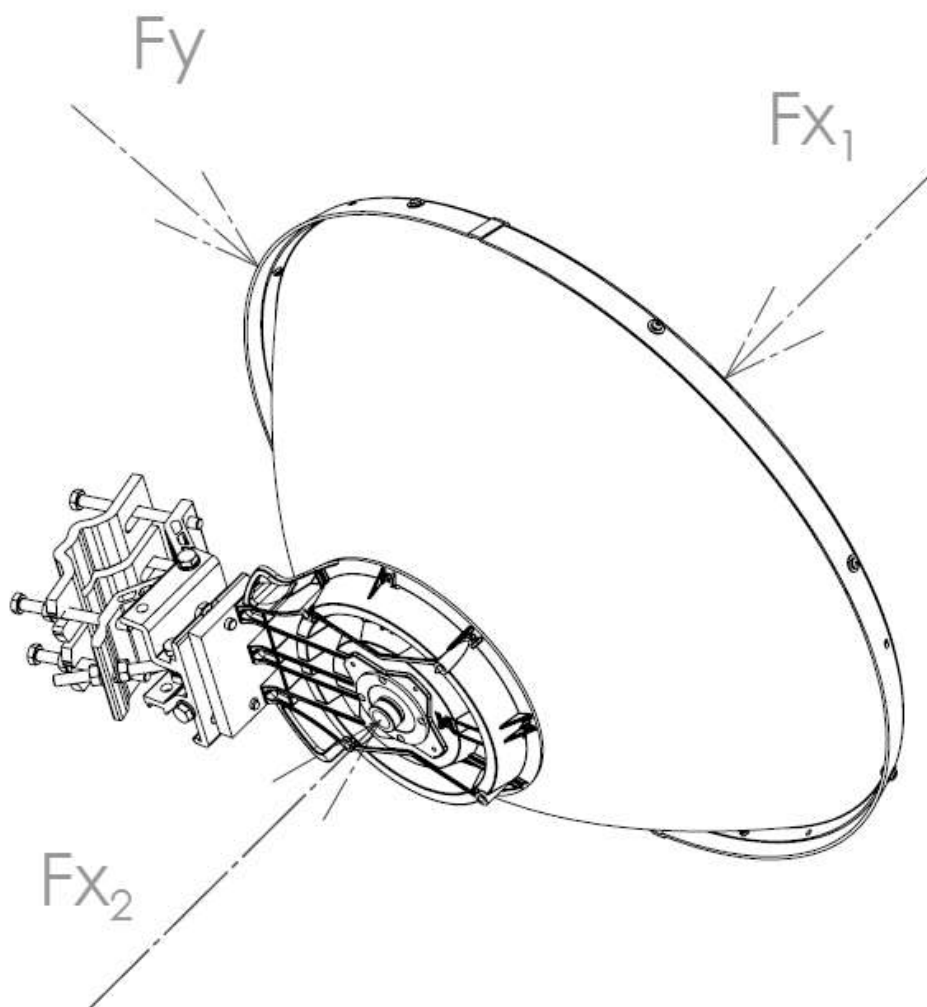
Parabolic antenna JPMC - 680 -24/26

Outline:



Parabolic antenna JPMC - 680 -24/26

Wind loading:



Wind Loading at 200 km/h [125 mph]

Direction	Force [N]	Force [lbf]
F _{x1}	707	158,9
F _{x2}	792	178
F _y	71	15,9