



www.jirous.com

Parabolic antenna JRMC - 1200 -24/26

Antenna JRMC – 1200 – 24/26 is designed for microwave links at the frequency band 24 and 26 GHz. Precise performance with deep reflector dish is complying with standard ETSI class 3 and FCC Cat. A.

Electrical parameters:

Frequency range	24.0 – 26.5 GHz
Gain – Low frequency	46.0 ± 1 dBi
Gain – High frequency	47.0 ± 1 dBi
Front to back ratio	≥ 73 dB
Beamwidth _{-3 dB}	0.65°
Return loss	≥ 18 dB
Polarization	Linear, vertical/horizontal
Electrical Compliance	US FCC Cat. A Class 3 ETSI EN 302-217-4-2

Mechanical parameters:

Parabola	Ø 1200 mm , aluminium alloy
Radom	Fiberglass
Input / output	Circle waveguide Ø 8 mm
Installation for mast	Ø 80 - 120 mm Ø 60 - 80 mm – with wind bracing set
Operating wind load	
- without wind bracing set	110 km/h (68 mph)
- with wind bracing set	140 km/h (87 mph)
Survival wind load	210 km/h (130 mph)
Weight of antenna	40 kg (88 lbs.)
Shipping dimensions – 1 pc	1300 x 800 x 1430 mm / 71 kg (156 lbs)
Shipping dimensions – 2 pcs	1300 x 1100 x 1430 mm / 110 kg (243 lbs)



www.jirous.com

Parabolic antenna JRMC - 1200 -24/26

Usage:

The antenna is supplied together with a massive holder that allows easy mounting on a mast. Holder can be installed separately on the mast. Subsequently, the antenna with microwave unit can be simply hung up into it.

Antenna holder allows fine setting elevation $\pm 15^\circ$ and azimuth $\pm 7^\circ$. Ready for right and left side mounting.

In the areas with the expected occurrence of the strong winds the usage of the (adjustable) wind bracing set is recommended. For mounting on the **mast \varnothing 60 – 80 mm** the usage of the **(adjustable) wind bracing set** is strongly recommended.

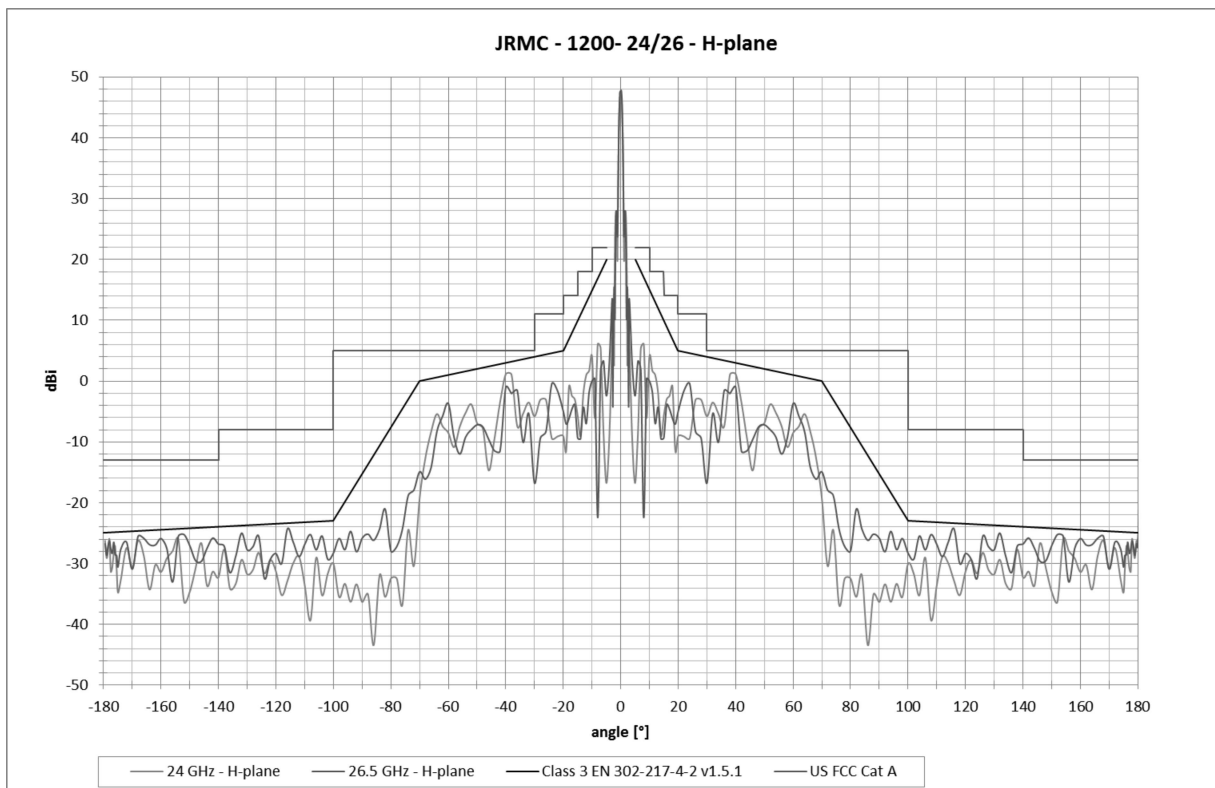
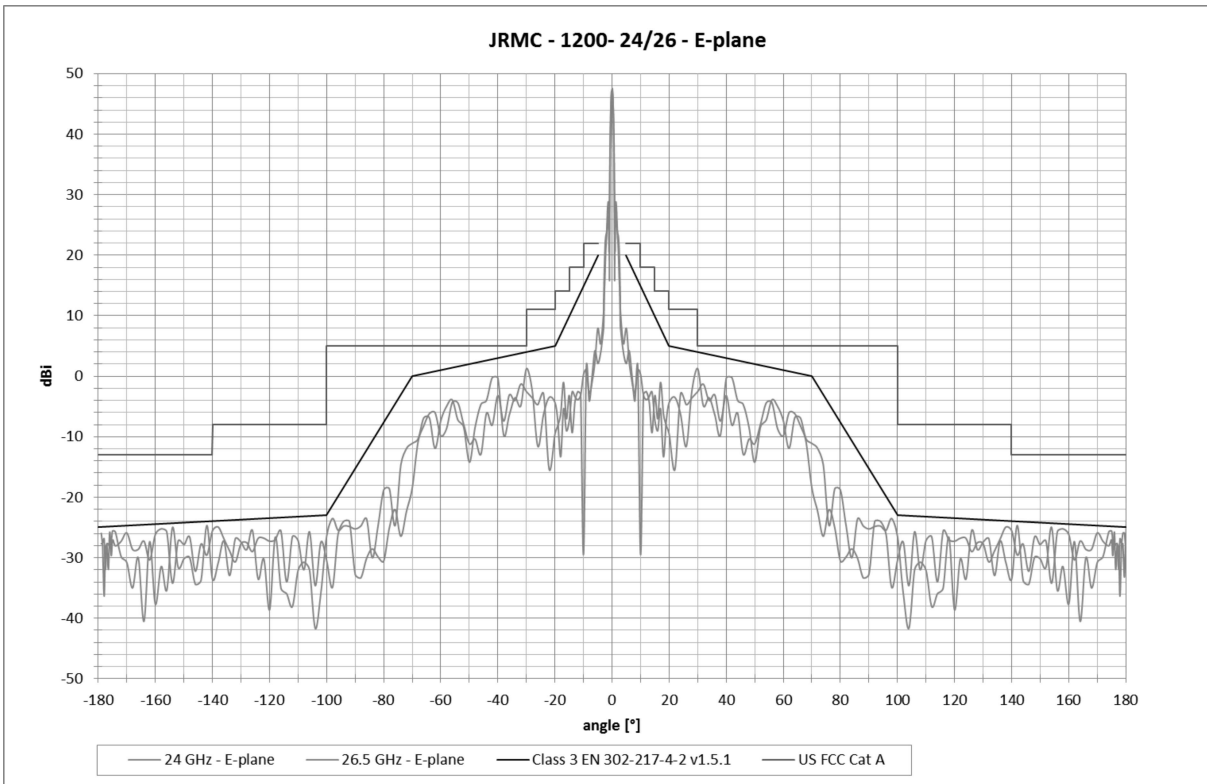
The usage of adjustable wind bracing set allows to set azimuth more comfortably.

The wind bracing set (Fig.3) or the adjustable wind bracing set (Fig.4) are optional accessories.



Parabolic antenna JRMC - 1200 -24/26

Measurement of radiation pattern:





www.jirous.com

Parabolic antenna JPMC - 1200 -24/26

Outline:

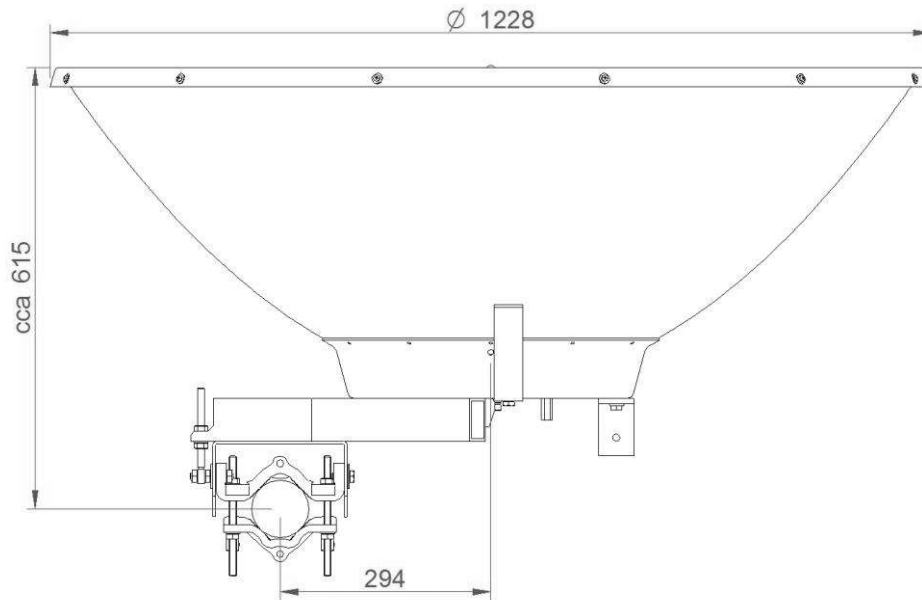


Fig. 1 Antenna dimensions

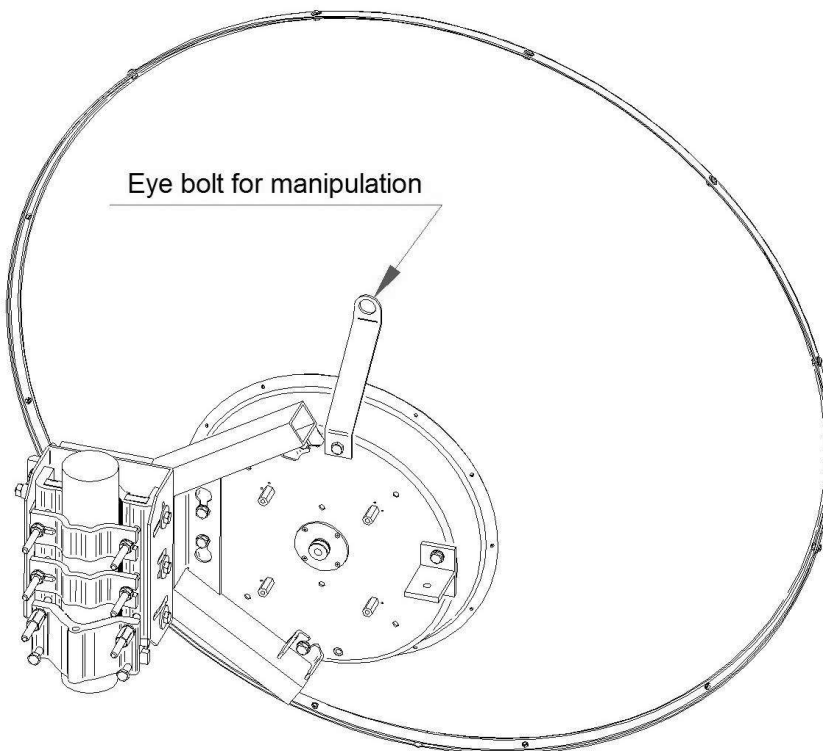


Fig. 2 Isometric view

Parabolic antenna JPMC - 1200 -24/26

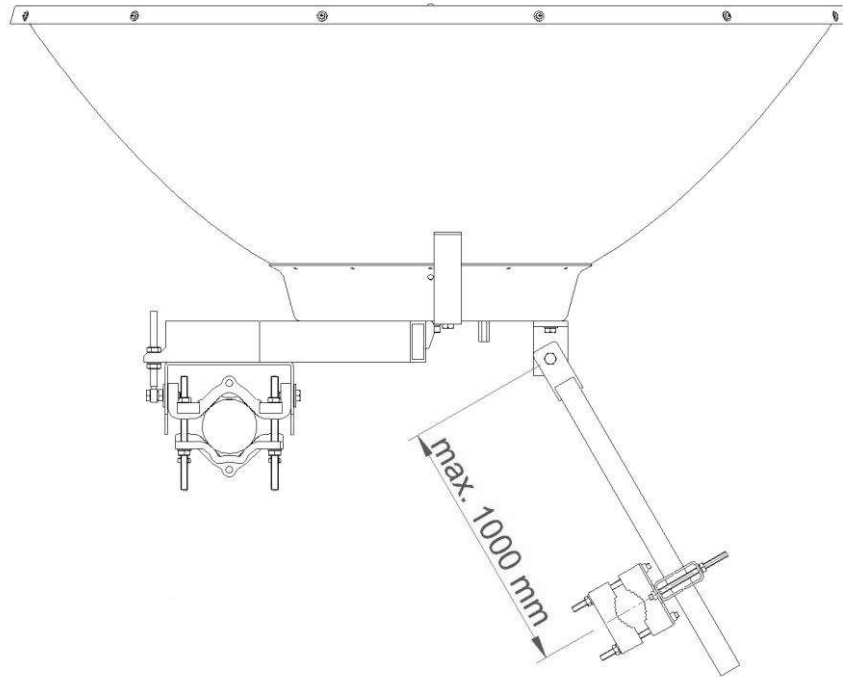


Fig. 3 Antenna with wind bracing set (top view)

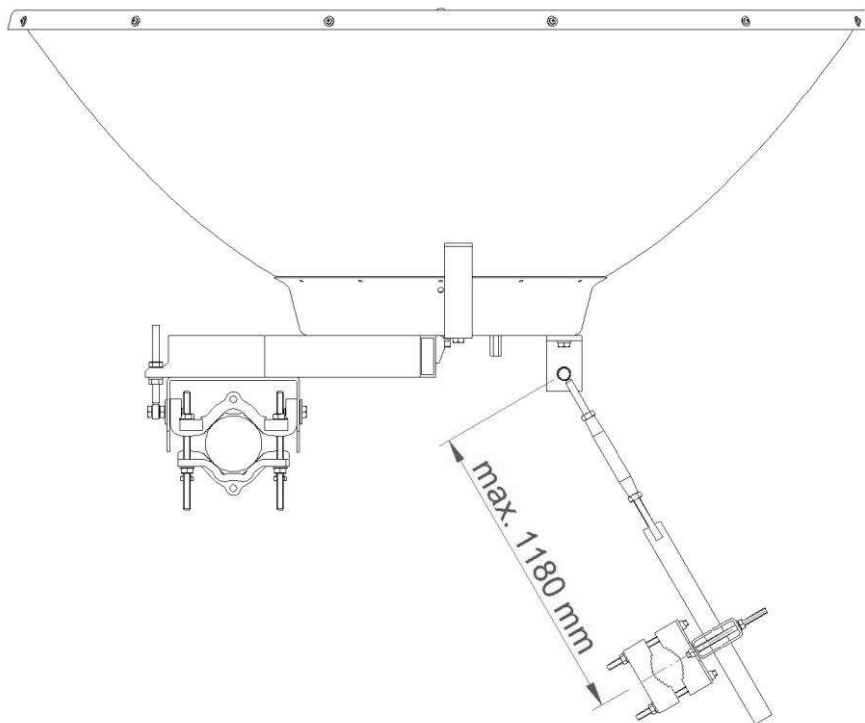


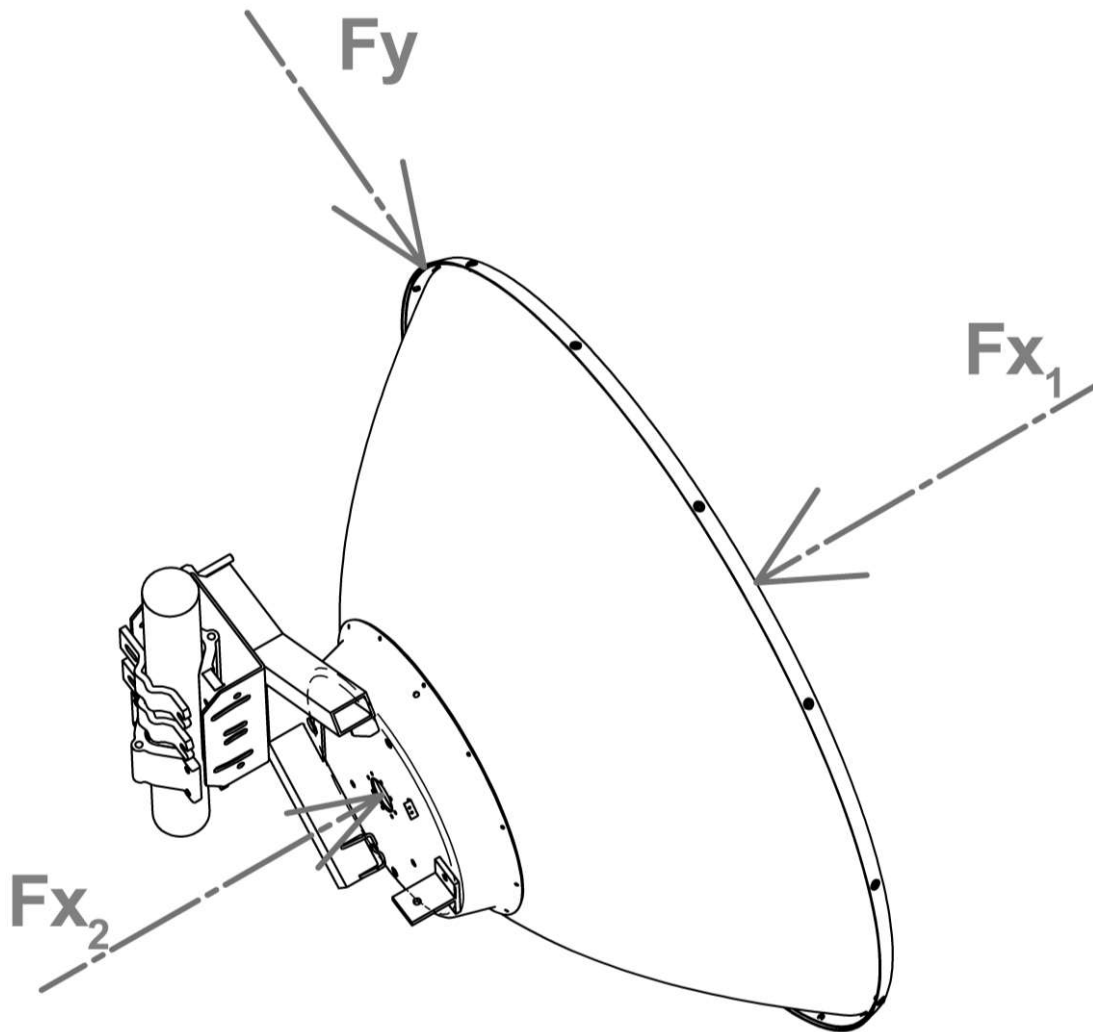
Fig. 4 Antenna with adjustable wind bracing set (top view)



www.jirous.com

Parabolic antenna JRMC - 1200 -24/26

Wind loading:



Wind Loading at 200km/h (125mph)		
Direction	Force [N]	Force [lbf]
Fx1	2696	607
Fx2	2186	492
Fy	247	56